

Scaled data based on original data using
LM-79-08 Approved Method: Electrical and Photometric Measurements of Solid-
State Lighting Products

Test Report Prepared for
Cooper Lighting Solutions
(formerly Eaton)

Brand: McGRAW-EDISON

Report Number: P157442

Luminaire Tested: **VTS-E03-LED-E1-5WQ-7060**

Issue Date: 3/3/2020

Test Information

Test Method: LM-79-08
Report Number: P157442
REPORT IS SCALED FROM IESNA LM-79-08 TEST DATA (P33709)
Test Lab: INNOVATION CENTER-P3
Issue Date: 3/3/2020
Manufacturer: COOPER LIGHTING SOLUTIONS (FORMERLY EATON)
Product Line: MCGRAW-EDISON
Catalog Number: VTS-E03-LED-E1-5WQ-7060
Description: VENTUS LED SITE LUMINAIRE
(3) LIGHTBARS WITH AccuLED OPTICS - TYPE 5 SQUARE WIDE
Light Source: (63) 5700K CCT, 70 CRI LEDs
Ballast/Driver: -

Summary

Lumens per Lamp: N/A
Luminaire Lumens: 9719.8 lumens
Efficiency: N/A
Efficacy: 129.3 lumens/watt
Luminous Opening: Rectangular (W 0.5' x L: 1' x H: 0')
IES Classification: Type V - Short - Semi-Cutoff
BUG Rating: B4 - U0 - G2

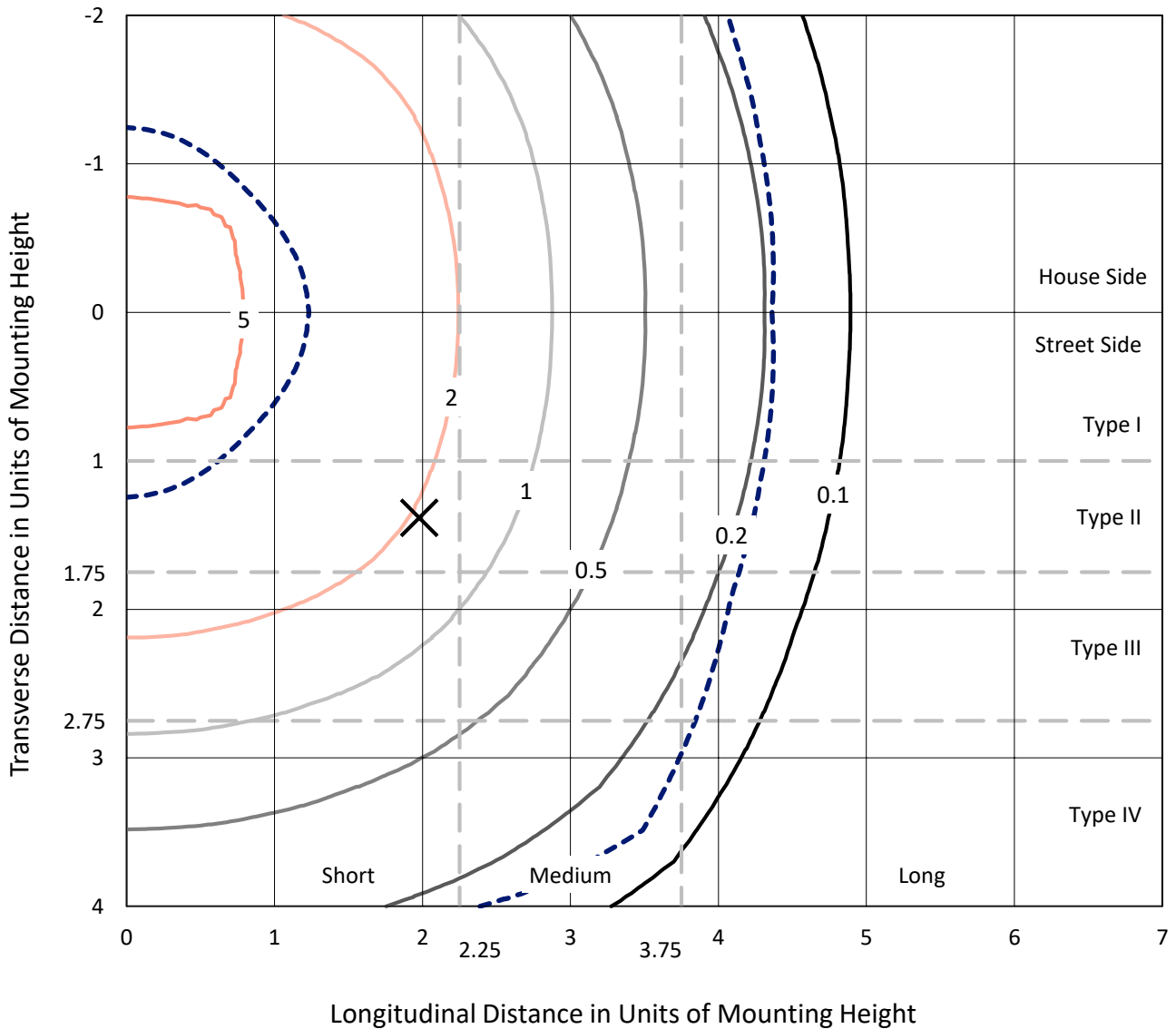
Input Watts (W): 75.2
Input Voltage (V): NR
Input Current (A_{in}): NR
Voltage Rise (V): NR
Power Factor: NR
Total Harmonic Distortion (THDi): NR
Frequency (hertz): 60
Stabilization Time: NR
Operation Time: NR
Ambient Temperature (°C): NR
Test Distance: 25 FT

REPORT NUMBER: P157442

CATALOG NUMBER: VTS-E03-LED-E1-5WQ-7060

Iso-Footcandle Lines of Horizontal Illumination

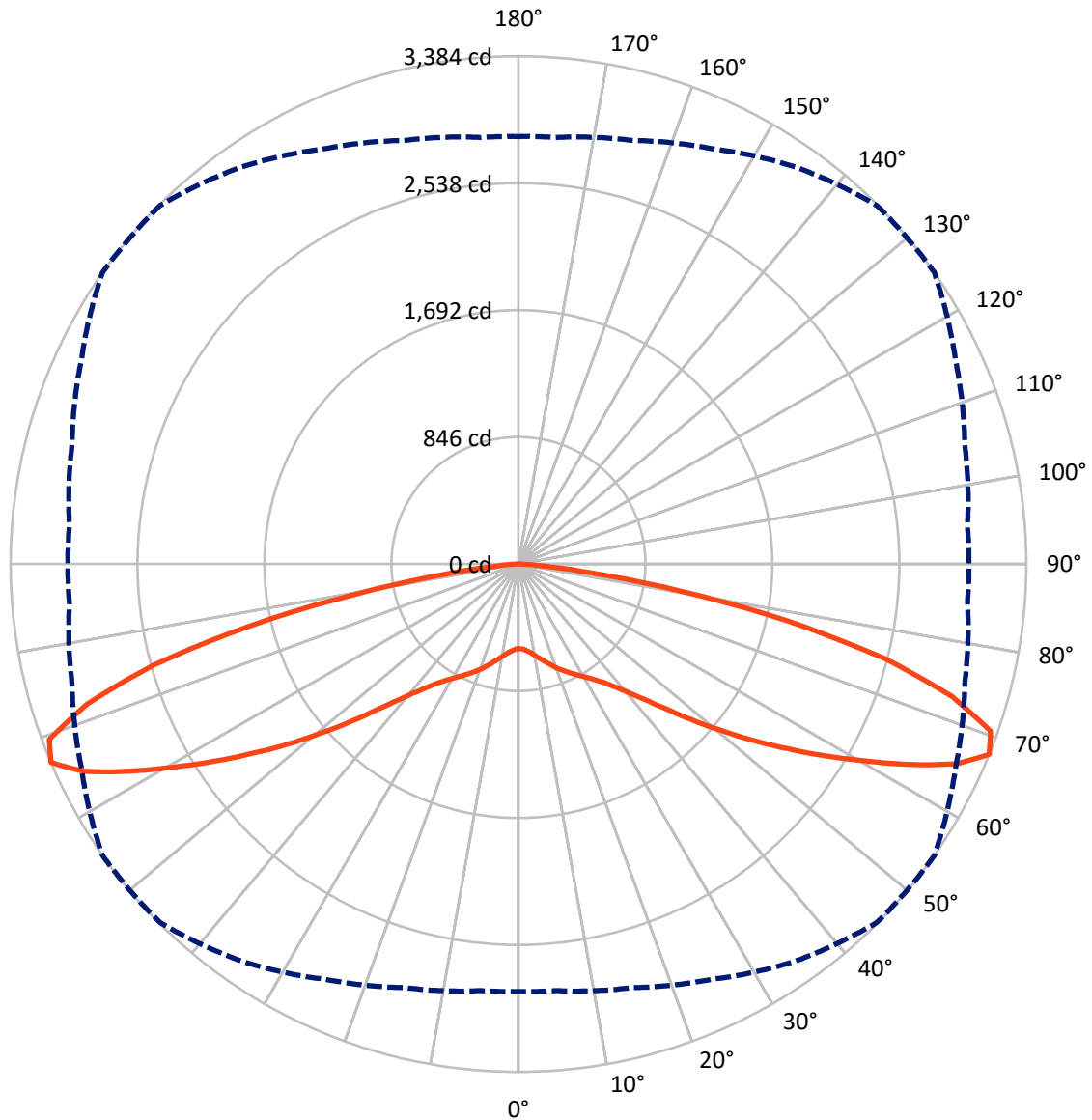
× Max cd
 - - - 1/2 Max cd



Based on 10 foot mounting height. Maximum calculated value = 6.2 fc
 Type V - Short - Semi-Cutoff

REPORT NUMBER: P157442
CATALOG NUMBER: VTS-E03-LED-E1-5WQ-7060

Luminous Intensity Polar Plot



— Vertical Plane Through 55-Deg Lateral - - - Horizontal Cone Through 67.5-Deg Vertical

REPORT NUMBER: P157442

CATALOG NUMBER: VTS-E03-LED-E1-5WQ-7060

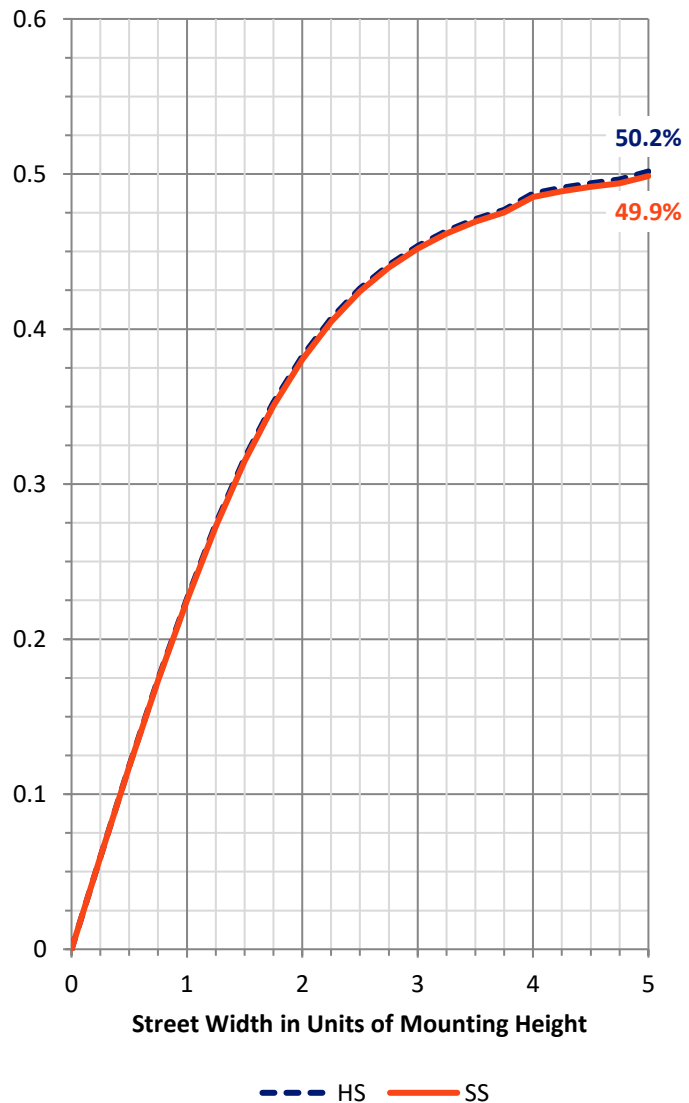
FLUX DISTRIBUTION:

		Downward	Upward	Total
House Side	Lumens	4859.9	0.0	4859.9
	% Fixture	50.0	0.0	50.0
Street Side	Lumens	4859.9	0.0	4859.9
	% Fixture	50.0	0.0	50.0
Total	Lumens	9719.8	0.0	9719.8
	% Fixture	100.0	0.0	100.0

Coefficient of Utilization

ZONAL LUMENS:

Zone	Lumens	% Fixture
0°-10°	56.6	0.6
10°-20°	193.4	2.0
20°-30°	371.9	3.8
30°-40°	609.2	6.3
40°-50°	1059.0	10.9
50°-60°	1890.2	19.4
60°-70°	2918.4	30.0
70°-80°	2362.4	24.3
80°-90°	258.8	2.7
90°-100°	0.0	0.0
100°-110°	0.0	0.0
110°-120°	0.0	0.0
120°-130°	0.0	0.0
130°-140°	0.0	0.0
140°-150°	0.0	0.0
150°-160°	0.0	0.0
160°-170°	0.0	0.0
170°-180°	0.0	0.0
0°-90°	9719.8	100.0
0°-180°	9719.8	100.0



REPORT NUMBER: P157442

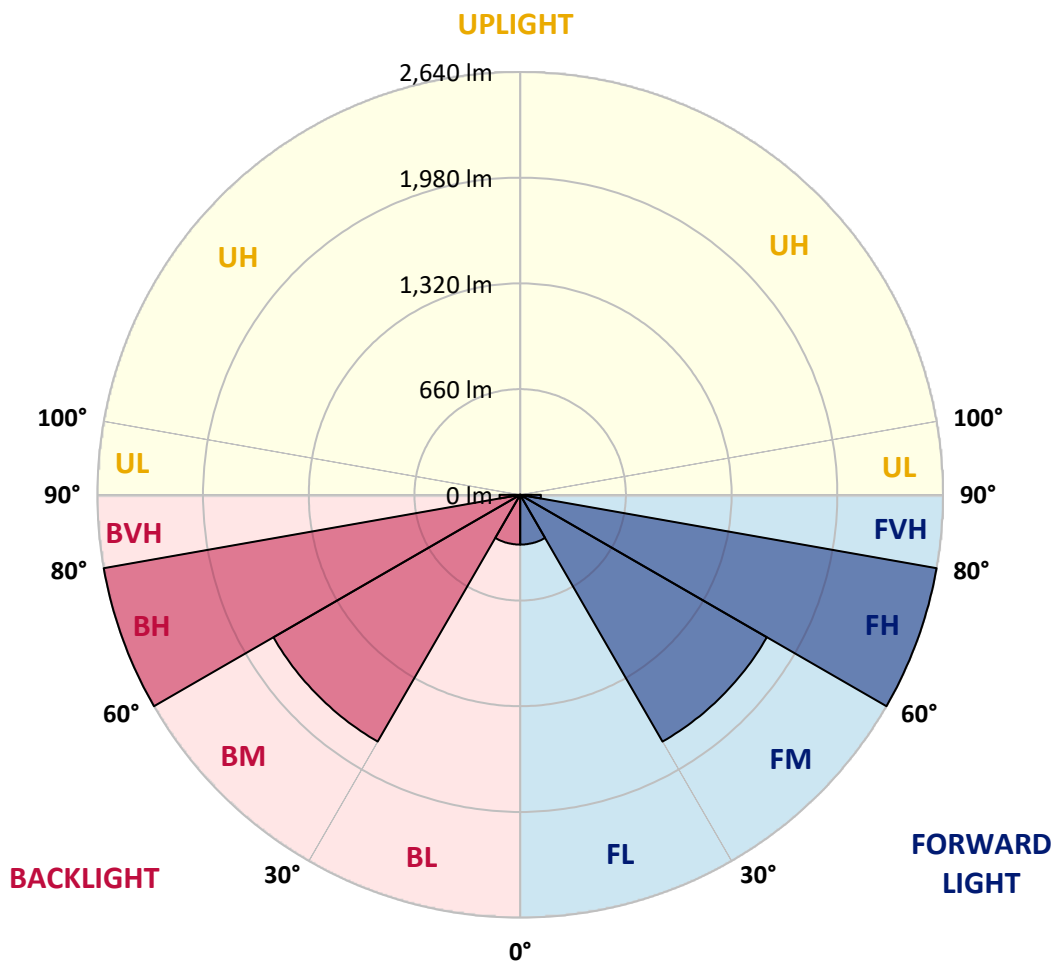
CATALOG NUMBER: VTS-E03-LED-E1-5WQ-7060

LUMINAIRE CLASSIFICATION SYSTEM LUMEN TABLE AND BUG RATING:

Zone		Lumens	% Fixture	Zone Rating/Lumen Limit		
				B	U	G
FL	(0°-30°)	310.9	3.2			
FM	(30°-60°)	1779.2	18.3			
FH	(60°-80°)	2640.4	27.2			G2/5000
FVH	(80°-90°)	129.4	1.3			G2/225
BL	(0°-30°)	310.9	3.2	B1/500		
BM	(30°-60°)	1779.2	18.3	B2/2500		
BH	(60°-80°)	2640.4	27.2	B4/5000		G2/5000
BVH	(80°-90°)	129.4	1.3			G2/225
UL	(90°-100°)	0.0	0.0		U0/0	
UH	(100°-180°)	0.0	0.0		U0/0	

BUG Rating: B4-U0-G2

Type V Short





REPORT NUMBER: P157442

CATALOG NUMBER: VTS-E03-LED-E1-5WQ-7060

CANDELA DISTRIBUTION (FULL):

	0°	5°	15°	25°	35°	45°	55°	65°	75°	85°	90°
0°	563.9	563.9	563.9	563.9	563.9	563.9	563.9	563.9	563.9	563.9	563.9
2.5°	567.6	568.3	567.6	567.6	567.0	567.0	567.0	567.6	567.6	568.9	568.3
5°	579.3	580.0	578.7	580.0	580.0	580.6	580.6	579.3	580.0	580.6	578.7
7.5°	596.0	597.2	596.6	597.2	597.8	597.2	597.2	596.6	597.8	597.2	596.0
10°	617.5	618.7	618.1	619.4	620.0	620.6	620.6	619.4	618.7	618.7	618.1
12.5°	643.4	643.4	643.4	645.2	646.4	647.7	647.1	645.8	644.0	644.6	642.1
15°	671.7	672.9	672.9	673.5	676.6	677.2	676.6	674.8	674.2	672.9	671.7
17.5°	703.1	703.7	704.3	704.9	708.6	710.5	708.0	704.9	704.9	704.3	704.3
20°	735.7	735.1	736.3	737.6	740.0	741.9	741.3	738.2	735.7	737.6	736.9
22.5°	765.9	766.5	767.1	769.0	773.3	773.9	772.0	769.6	766.5	767.1	767.1
25°	794.2	794.8	796.1	798.5	803.4	806.5	804.1	800.4	796.1	796.1	796.7
27.5°	823.1	823.8	824.4	828.7	834.8	838.5	836.7	830.5	825.6	824.4	822.5
30°	855.2	855.2	856.4	861.9	869.9	874.2	871.8	864.4	857.0	855.8	855.8
32.5°	895.8	893.3	895.2	902.6	911.2	916.1	914.3	905.6	896.4	894.6	894.6
35°	944.4	943.2	944.4	953.0	963.5	970.9	966.6	958.6	948.7	946.9	945.7
37.5°	1002.3	1002.9	1006.6	1016.5	1030.6	1039.9	1035.5	1022.6	1010.9	1010.9	1010.9
40°	1075.6	1076.8	1084.2	1099.0	1119.3	1127.3	1122.4	1106.3	1092.8	1087.9	1089.1
42.5°	1175.3	1174.7	1186.4	1204.9	1228.9	1240.6	1232.6	1215.3	1195.6	1187.6	1188.2
45°	1292.9	1301.5	1313.8	1337.2	1367.4	1387.7	1373.5	1354.5	1324.9	1313.2	1312.6
47.5°	1435.1	1444.3	1459.7	1498.5	1534.8	1559.5	1548.4	1517.0	1474.5	1457.9	1451.7
50°	1597.0	1608.7	1628.4	1678.3	1730.0	1757.7	1738.0	1696.8	1651.2	1626.0	1619.8
52.5°	1779.3	1783.0	1812.5	1872.8	1936.9	1970.7	1948.6	1899.3	1840.8	1817.4	1800.2
55°	1981.2	1984.3	2018.1	2086.5	2159.1	2199.1	2170.8	2108.6	2054.5	2013.8	2017.5
57.5°	2168.4	2177.6	2227.5	2307.5	2393.1	2441.7	2410.9	2345.1	2288.4	2242.2	2247.8
60°	2368.5	2378.3	2430.6	2526.1	2641.8	2706.5	2666.4	2595.6	2537.1	2493.4	2487.9
62.5°	2580.9	2586.4	2643.7	2729.2	2877.0	2981.0	2942.9	2864.7	2796.3	2753.2	2748.9
65°	2777.3	2784.6	2833.3	2926.9	3078.9	3231.0	3209.5	3101.1	3008.7	2946.6	2937.9
67.5°	2848.7	2853.6	2921.9	3053.1	3227.9	3378.1	3384.3	3213.8	3079.5	3003.8	3002.0
70°	2764.9	2768.6	2856.1	3011.8	3234.7	3359.7	3337.5	3166.4	3001.4	2908.4	2899.2
72.5°	2577.2	2577.8	2657.8	2790.2	3013.7	3115.9	3021.7	2927.5	2756.9	2687.4	2668.9
75°	2235.5	2236.1	2291.5	2379.5	2539.0	2633.2	2526.1	2439.9	2339.5	2298.3	2276.7
77.5°	1537.3	1546.5	1603.8	1705.4	1880.2	1984.3	1843.9	1687.5	1626.6	1591.5	1570.6
80°	740.0	754.2	820.1	920.4	1103.3	1269.5	1096.5	903.8	785.0	688.3	705.6
82.5°	197.6	200.1	256.7	368.8	514.1	603.4	490.1	342.9	216.1	145.3	133.0
85°	52.3	55.4	77.6	106.5	161.9	206.2	157.6	100.4	76.3	56.6	51.7
87.5°	14.2	16.6	27.1	32.6	40.6	32.6	40.6	35.1	33.9	17.9	12.9
90°	0.0	0.0	0.0	0.0	0.0	0.0	0.0	0.0	0.0	0.0	0.0

(END OF REPORT)